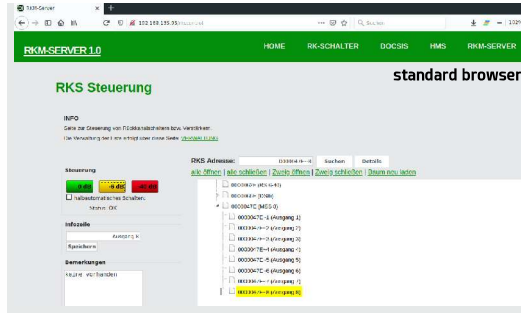
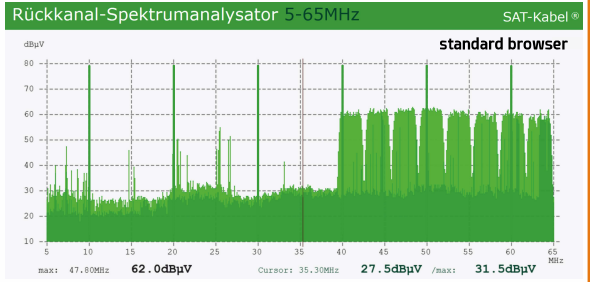


INTERNET

## Management-Server + TX 87




## Monitoring Return Path Spectrum-Analyzer

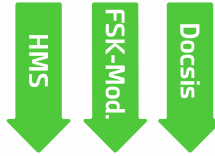


HEADEND

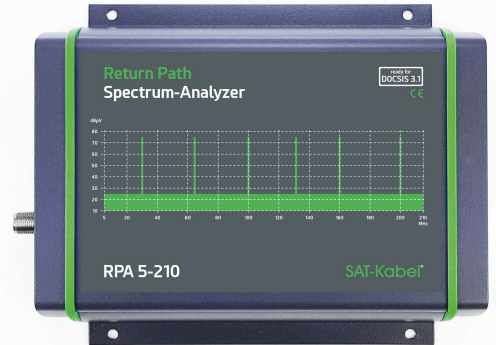
CMTS



### Ingress Switch




DOWNSTREAM  
TX 87,3 MHz



UPSTREAM  
5-65 MHz

CATV-NETWORK




## Return Path adjustment RFG 6 Signal Generator

6 switchable fixed frequencies, which can be displayed graphically with the RPA 5-210 Analyzer. The system is applied to adjust gain / slope on return path amplifiers and monitor the return path range of the CATV-Clusters.

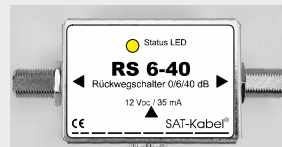


mobil with accu  
send 110 dB(µV)  
10-60 MHz  
in UPSTREAM

## Linien-Verstärker mit HMS / Docsis Steuerung line amplifier with HMS / Docsis control



schaltbare RK-Verstärker modular  
switchable return path amplifier modular



Universal-Rückweg-Schalter  
universal return path switch



schaltbare Dosen  
switchable Outlets



schaltbares 8-fach Tap  
switchable 8-way-Tap

